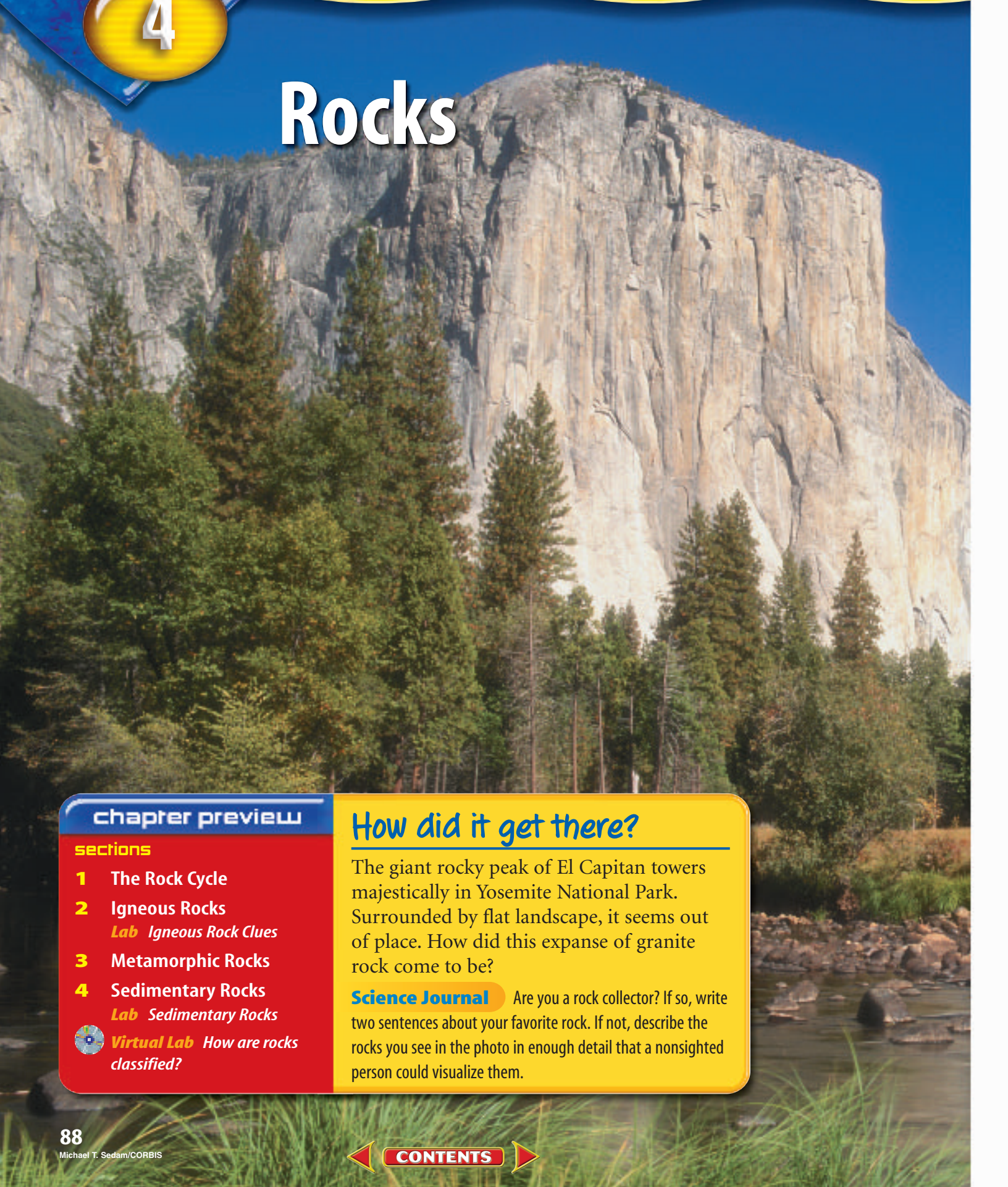




Rocks



chapter preview

sections

- 1** The Rock Cycle
- 2** Igneous Rocks
Lab *Igneous Rock Clues*
- 3** Metamorphic Rocks
- 4** Sedimentary Rocks
Lab *Sedimentary Rocks*
-  **Virtual Lab** *How are rocks classified?*

How did it get there?

The giant rocky peak of El Capitan towers majestically in Yosemite National Park. Surrounded by flat landscape, it seems out of place. How did this expanse of granite rock come to be?

Science Journal Are you a rock collector? If so, write two sentences about your favorite rock. If not, describe the rocks you see in the photo in enough detail that a nonsighted person could visualize them.

Start-Up Activities



Observe and Describe Rocks

Some rocks are made of small mineral grains that lock together, like pieces of a puzzle. Others are grains of sand tightly held together or solidified lava that once flowed from a volcano. If you examine rocks closely, you sometimes can tell what they are made of.



1. Collect three different rock samples near your home or school.
2. Draw a picture of the details you see in each rock.
3. Use a magnifying lens to look for different types of materials within the same rock.
4. Describe the characteristics of each rock. Compare your drawings and descriptions with photos, drawings, and descriptions in a rocks and minerals field guide.
5. Use the field guide to try to identify each rock.
6. **Think Critically** Decide whether you think your rocks are mixtures. If so, infer or suggest what these mixtures might contain. Write your explanations in your Science Journal.

FOLDABLES™ Study Organizer

Major Rock Types Make the following Foldable to help you organize facts about types of rocks.

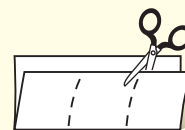
- STEP 1** **Fold** a sheet of paper in half lengthwise. Make the back edge about 5 cm longer than the front edge.



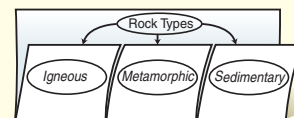
- STEP 2** **Turn** the paper so the fold is on the bottom. Then fold it into thirds.



- STEP 3** **Unfold and cut** only the top layer along both folds to make three tabs.



- STEP 4** **Label** the Foldable as shown.



Make an Organizational Study Fold As you read the chapter, write and illustrate what you learn about the three main types of rocks in your study fold.



Preview this chapter's content and activities at earth.msscience.com

The Rock Cycle

as you read

What You'll Learn

- **Distinguish** between a rock and a mineral.
- **Describe** the rock cycle and some changes that a rock could undergo.

Why It's Important

Rocks exist everywhere, from under deep oceans and in high mountain ranges, to the landscape beneath your feet.

Review Vocabulary

mineral: a naturally occurring, inorganic solid with a definite chemical composition and an orderly arrangement of atoms

New Vocabulary

- rock
- rock cycle

What is a rock?

Imagine you and some friends are exploring a creek. Your eye catches a glint from a piece of rock at the edge of the water. As you wander over to pick up the rock, you notice that it is made of different-colored materials. Some of the colors reflect light, while others are dull. You put the rock in your pocket for closer inspection in science lab.

Common Rocks The next time you walk past a large building or monument, stop and take a close look at it. Chances are that it is made out of common rock. In fact, most rock used for building stone contains one or more common minerals, called rock-forming minerals, such as quartz, feldspar, mica, or calcite. When you look closely, the sparkles you see are individual crystals of minerals. A **rock** is a mixture of such minerals, rock fragments, volcanic glass, organic matter, or other natural materials. **Figure 1** shows minerals mixed together to form the rock granite. You might even find granite near your home.




Figure 1 Mount Rushmore, in South Dakota, is made of granite. Granite is a mixture of feldspar, quartz, mica, hornblende, and other minerals.

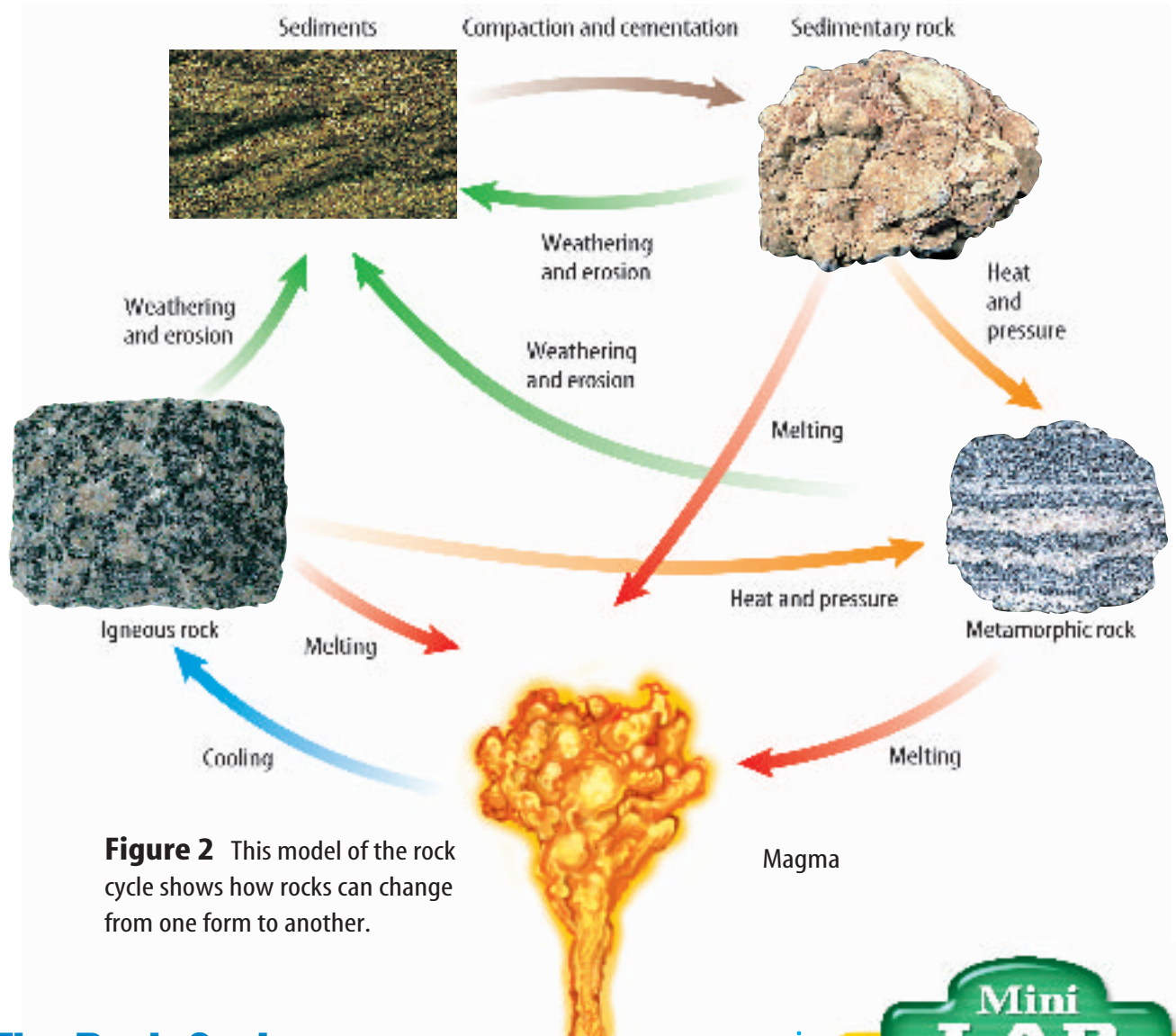


Figure 2 This model of the rock cycle shows how rocks can change from one form to another.

The Rock Cycle

To show how rocks slowly change through time, scientists have created a model called the **rock cycle**, shown in **Figure 2**. It illustrates the processes that create and change rocks. The rock cycle shows the three types of rock—igneous, metamorphic, and sedimentary—and the processes that form them.

Look at the rock cycle and notice that rocks change by many processes. For example, a sedimentary rock can change by heat and pressure to form a metamorphic rock. The metamorphic rock then can melt and later cool to form an igneous rock. The igneous rock then could be broken into fragments by weathering and erode away. The fragments might later compact and cement together to form another sedimentary rock. Any given rock can change into any of the three major rock types. A rock even can transform into another rock of the same type.

Reading Check What is illustrated by the rock cycle?

Mini LAB

Modeling Rock

Procedure

1. Mix about 10 mL of **white glue** with about 7 g of **dirt or sand** in a **small paper cup**.
2. Stir the mixture and then allow it to harden overnight.
3. Tear away the paper cup carefully from your mixture.

Analysis

1. Which rock type is similar to your hardened mixture?
2. Which part of the rock cycle did you model?





Figure 3

Rocks continuously form and transform in a process that geologists call the rock cycle. For example, molten rock—from volcanoes such as Washington’s Mount Rainier, background—cools and solidifies to form igneous rock. It slowly breaks down when exposed to air and water to form sediments. These sediments are compacted or cemented into sedimentary rock. Heat and pressure might transform sedimentary rock into metamorphic rock. When metamorphic rock melts and hardens, igneous rock forms again. There is no distinct beginning, nor is there an end, to the rock cycle.



▲ The black sand beach of this Polynesian island is sediment weathered and eroded from the igneous rock of a volcano nearby.



▲ This alluvial fan on the edge of Death Valley, California, was formed when gravel, sand, and finer sediments were deposited by a stream emerging from a mountain canyon.



▲ Layers of shale and chalk form Kansas’s Monument Rocks. They are remnants of sediments deposited on the floor of the ancient sea that once covered much of this region.



▲ Heat and pressure deep below Earth’s surface can change rock into metamorphic rock, like this banded gneiss.



Matter and the Rock Cycle

The rock cycle, illustrated in **Figure 3**, shows how rock can be weathered to small rock and mineral grains. This material then can be eroded and carried away by wind, water, or ice. When you think of erosion, it might seem that the material is somehow destroyed and lost from the cycle. This is not the case. The chemical elements that make up minerals and rocks are not destroyed. This fact illustrates the principle of conservation of matter. The changes that take place in the rock cycle never destroy or create matter. The elements are just redistributed in other forms.



Figure 4 The rock formations at Siccar Point, Scotland, show that rocks undergo constant change.

Reading Check What is the principle of conservation of matter?

Discovering the Rock Cycle James Hutton, a Scottish physician and naturalist, first recognized in 1788 that rocks undergo profound changes. Hutton noticed, among other things, that some layers of solid rock in Siccar Point, shown in **Figure 4**, had been altered since they formed. Instead of showing a continuous pattern of horizontal layering, some of the rock layers at Siccar Point are tilted and partly eroded. However, the younger rocks above them are nearly horizontal.

Hutton published these and other observations, which proved that rocks are subject to constant change. Hutton's early recognition of the rock cycle continues to influence geologists.

section 1 review

Summary

What is a rock?

- Rocks are mixtures of minerals, rock fragments, organic matter, volcanic glass, and other materials found in nature.

The Rock Cycle

- The three major types of rock are igneous, metamorphic, and sedimentary.
- Rock cycle processes do not create or destroy matter.
- Processes that are part of the rock cycle change rocks slowly over time.
- In the late eighteenth century, James Hutton recognized some rock cycle processes by observing rocks in the field.
- Some of Hutton's ideas continue to influence geologic thinking today.

Self Check

1. **Explain** how rocks differ from minerals.
2. **Compare and contrast** igneous and metamorphic rock formation.
3. **Describe** the major processes of the rock cycle.
4. **Explain** one way that the rock cycle can illustrate the principle of conservation of matter.
5. **Think Critically** How would you define magma based on the illustration in **Figure 2**? How would you define sediment and sedimentary rock?

Applying Skills

6. **Communicate** Review the model of the rock cycle in **Figure 2**. In your Science Journal, write a story or poem that explains what can happen to a sedimentary rock as it changes throughout the rock cycle.

Igneous Rocks

as you read

What You'll Learn

- **Recognize** magma and lava as the materials that cool to form igneous rocks.
- **Contrast** the formation of intrusive and extrusive igneous rocks.
- **Contrast** granitic and basaltic igneous rocks.

Why It's Important

Igneous rocks are the most abundant kind of rock in Earth's crust. They contain many valuable resources.

Review Vocabulary

element: substance made of one type of atom that cannot be broken down by ordinary chemical or physical means

New Vocabulary

- igneous rock
- extrusive
- lava
- basaltic
- intrusive
- granitic

Formation of Igneous Rocks

Perhaps you've heard of recent volcanic eruptions in the news. When some volcanoes erupt, they eject a flow of molten rock material, as shown in **Figure 5**. Molten rock material, called magma, flows when it is hot and becomes solid when it cools. When hot magma cools and hardens, it forms **igneous** (IHG nee us) **rock**. Why do volcanoes erupt, and where does the molten material come from?

Magma In certain places within Earth, the temperature and pressure are just right for rocks to melt and form magma. Most magmas come from deep below Earth's surface. Magma is located at depths ranging from near the surface to about 150 km below the surface. Temperatures of magmas range from about 650°C to 1,200°C, depending on their chemical compositions and pressures exerted on them.

The heat that melts rocks comes from sources within Earth's interior. One source is the decay of radioactive elements within Earth. Some heat is left over from the formation of the planet, which originally was molten. Radioactive decay of elements contained in rocks balances some heat loss as Earth continues to cool.

Because magma is less dense than surrounding solid rock, it is forced upward toward the surface, as shown in **Figure 6**. When magma reaches Earth's surface and flows from volcanoes, it is called **lava**.

Figure 5 Some lava is highly fluid and free-flowing, as shown by this spectacular lava fall in Volcano National Park, East Rift, Kilauea, Hawaii.



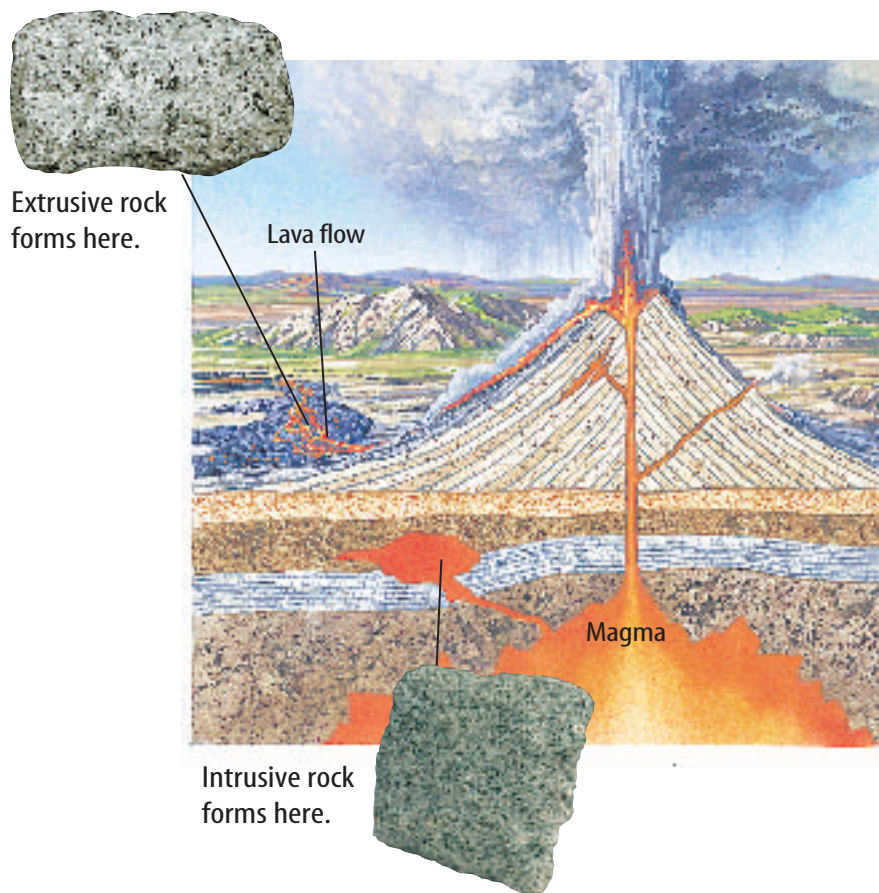


Figure 6 Intrusive rocks form from magma trapped below Earth's surface. Extrusive rocks form from lava flowing at the surface.

Intrusive Rocks Magma is melted rock material composed of common elements and fluids. As magma cools, atoms and compounds in the liquid rearrange themselves into new crystals called mineral grains. Rocks form as these mineral grains grow together. Rocks that form from magma below the surface, as illustrated in **Figure 6**, are called **intrusive** igneous rocks. Intrusive rocks are found at the surface only after the layers of rock and soil that once covered them have been removed by erosion. Erosion occurs when the rocks are pushed up by forces within Earth. Because intrusive rocks form at depth and they are surrounded by other rocks, it takes a long time for them to cool. Slowly cooled magma produces individual mineral grains that are large enough to be observed with the unaided eye.

Extrusive Rocks **Extrusive** igneous rocks are formed as lava cools on the surface of Earth. When lava flows on the surface, as illustrated in **Figure 6**, it is exposed to air and water. Lava, such as the basaltic lava shown in **Figure 5**, cools quickly under these conditions. The quick cooling rate keeps mineral grains from growing large, because the atoms in the liquid don't have the time to arrange into large crystals. Therefore, extrusive igneous rocks are fine grained.

Reading Check What controls the grain size of an igneous rock?



Table 1 Common Igneous Rocks

Magma Type	Basaltic	Andesitic	Granitic
Intrusive	<p>Gabbro</p> 	<p>Diorite</p> 	<p>Granite</p> 
Extrusive	<p>Basalt</p>  <p>Scoria</p> 	<p>Andesite</p> 	<p>Rhyolite</p>  <p>Obsidian</p>  <p>Pumice</p> 



Topic: Rock Formation

Visit earth.msscience.com for Web links to information about intrusive and extrusive rocks.

Activity List several geographic settings where intrusive or extrusive rocks are found. Select one setting for intrusive rocks, and one for extrusive rocks. Describe how igneous rocks form in the two settings, and locate an example of each on a map.

Volcanic Glass Pumice, obsidian, and scoria are examples of volcanic glass. These rocks cooled so quickly that few or no mineral grains formed. Most of the atoms in these rocks are not arranged in orderly patterns, and few crystals are present.

In the case of pumice and scoria, gases become trapped in the gooey molten material as it cools. Some of these gases eventually escape, but holes are left behind where the rock formed around the pockets of gas.

Classifying Igneous Rocks

Igneous rocks are intrusive or extrusive depending on how they are formed. A way to further classify these rocks is by the magma from which they form. As shown in **Table 1**, an igneous rock can form from basaltic, andesitic, or granitic magma. The type of magma that cools to form an igneous rock determines important chemical and physical properties of that rock. These include mineral composition, density, color, and melting temperature.

 **Reading Check** Name two ways igneous rocks are classified.



Basaltic Rocks **Basaltic** (buh SAWL tihk) igneous rocks are dense, dark-colored rocks. They form from magma that is rich in iron and magnesium and poor in silica, which is the compound SiO_2 . The presence of iron and magnesium in minerals in basalt gives basalt its dark color. Basaltic lava is fluid and flows freely from volcanoes in Hawaii, such as Kilauea. How does this explain the black beach sand common in Hawaii?

Granitic Rocks **Granitic** igneous rocks are light-colored rocks of a lower density than basaltic rocks. Granitic magma is thick and stiff and contains lots of silica but lesser amounts of iron and magnesium. Because granitic magma is stiff, it can build up a great deal of gas pressure, which is released explosively during violent volcanic eruptions.

Andesitic Rocks Andesitic igneous rocks have mineral compositions between those of basaltic and granitic rocks. Many volcanoes around the rim of the Pacific Ocean formed from andesitic magmas. Like volcanoes that erupt granitic magma, these volcanoes also can erupt violently.

Take another look at **Table 1**. Basalt forms at the surface of Earth because it is an extrusive rock. Granite forms below Earth's surface from magma with a high concentration of silica. When you identify an igneous rock, you can infer how it formed and the type of magma that it formed from.



Melting Rock Inside Earth, materials contained in rocks can melt. In your Science Journal, describe what is happening to the atoms and molecules to cause this change of state.

section 2 review

Summary

Formation of Igneous Rocks

- When molten rock material, called magma, cools and hardens, igneous rock forms.
- Intrusive igneous rocks form as magma cools and hardens slowly, beneath Earth's surface.
- Extrusive igneous rocks form as lava cools and hardens rapidly, at or above Earth's surface.

Classifying Igneous Rocks

- Igneous rocks are further classified according to their mineral compositions.
- The violent nature of some volcanic eruptions is partly explained by the composition of the magma that feeds them.

Self Check

1. **Explain** why some types of magma form igneous rocks that are dark colored and dense.
2. **Identify** the property of magma that causes it to be forced upward toward Earth's surface.
3. **Explain** The texture of obsidian is best described as glassy. Why does obsidian contain few or no mineral grains?
4. **Think Critically** Study the photos in **Table 1**. How are granite and rhyolite similar? How are they different?


Applying Skills

5. **Make and Use Graphs** Four elements make up most of the rocks in Earth's crust. They are: *oxygen—46.6 percent, aluminum—8.1 percent, silicon—27.7 percent, and iron—5.0 percent.* Make a bar graph of these data. What might you infer from the low amount of iron?

Igneous Rock Clues

You've learned how color often is used to estimate the composition of an igneous rock. The texture of an igneous rock describes its overall appearance, including mineral grain sizes and the presence or absence of bubble holes, for example. In most cases, grain size relates to

how quickly the magma or lava cooled. Crystals you can see without a magnifying lens indicate slower cooling. Smaller, fine-grained crystals indicate quicker cooling, possibly due to volcanic activity. Rocks with glassy textures cooled so quickly that there was no time to form mineral grains.



Real-World Question

What does an igneous rock's texture and color indicate about its formation history?

Goals

- **Classify** different samples of igneous rocks by color and infer their composition.
- **Observe** the textures of igneous rocks and infer how they formed.

Materials

rhyolite	granite
basalt	obsidian
vesicular basalt	gabbro
pumice	magnifying lens

Safety Precautions



WARNING: Some rock samples might have sharp edges. Always use caution while handling samples.

Procedure

1. **Arrange** rocks according to color (light or dark). Record your observations in your Science Journal.
2. **Arrange** rocks according to similar texture. Consider grain sizes and shapes, presence of holes, etc. Use your magnifying lens to see small features more clearly. Record your observations.

Conclude and Apply

1. **Infer** which rocks are granitic based on color.
2. **Infer** which rocks cooled quickly. What observations led you to this inference?
3. **Identify** any samples that suggest gases were escaping from them as they cooled.
4. **Describe** Which samples have a glassy appearance? How did these rocks form?
5. **Infer** which samples are not volcanic. Explain.



Communicating Your Data

Research the compositions of each of your samples. Did the colors of any samples lead you to infer the wrong compositions? Communicate to your class what you learned.

Metamorphic Rocks

Formation of Metamorphic Rocks

Have you ever packed your lunch in the morning and not been able to recognize it at lunchtime? You might have packed a sandwich, banana, and a large bottle of water. You know you didn't smash your lunch on the way to school. However, you didn't think about how the heavy water bottle would damage your food if the bottle was allowed to rest on the food all day. The heat in your locker and the pressure from the heavy water bottle changed your sandwich. Like your lunch, rocks can be affected by changes in temperature and pressure.

Metamorphic Rocks Rocks that have changed because of changes in temperature and pressure or the presence of hot, watery fluids are called **metamorphic rocks**. Changes that occur can be in the form of the rock, shown in **Figure 7**, the composition of the rock, or both. Metamorphic rocks can form from igneous, sedimentary, or other metamorphic rocks. What Earth processes can change these rocks?

as you read

What You'll Learn

- **Describe** the conditions in Earth that cause metamorphic rocks to form.
- **Classify** metamorphic rocks as foliated or nonfoliated.

Why It's Important

Metamorphic rocks are useful because of their unique properties.

Review Vocabulary

pressure: the amount of force exerted per unit of area

New Vocabulary

- metamorphic rock
- foliated
- nonfoliated




Figure 7 The mineral grains in granite are flattened and aligned when heat and pressure are applied to them. As a result, gneiss is formed.

Describe other conditions that can cause metamorphic rocks to form.




Topic: Shale Metamorphism

Visit earth.msscience.com for Web links to information about the metamorphism of shale. Communicate to your class what you learn.

Activity Make a table with headings that are major rock types that form from shale metamorphism. Under each rock heading, make a list of minerals that can occur in the rock.

Heat and Pressure Rocks beneath Earth’s surface are under great pressure from rock layers above them. Temperature also increases with depth in Earth. In some places, the heat and pressure are just right to cause rocks to melt and magma to form. In other areas where melting doesn’t occur, some mineral grains can change by dissolving and recrystallizing—especially in the presence of fluids. Sometimes, under these conditions, minerals exchange atoms with surrounding minerals and new, bigger minerals form.

Depending upon the amount of pressure and temperature applied, one type of rock can change into several different metamorphic rocks, and each type of metamorphic rock can come from several kinds of parent rocks. For example, the sedimentary rock shale will change into slate. As increasing pressure and temperature are applied, the slate can change into phyllite, then schist, and eventually gneiss. Schist also can form when basalt is metamorphosed, or changed, and gneiss can come from granite.

 **Reading Check** *How can one type of rock change into several different metamorphic rocks?*

Hot Fluids Did you know that fluids can move through rock? These fluids, which are mostly water with dissolved elements and compounds, can react chemically with a rock and change its composition, especially when the fluids are hot. That’s what happens when rock surrounding a hot magma body reacts with hot fluids from the magma, as shown in **Figure 8**. Most fluids that transform rocks during metamorphic processes are hot and mainly are comprised of water and carbon dioxide.

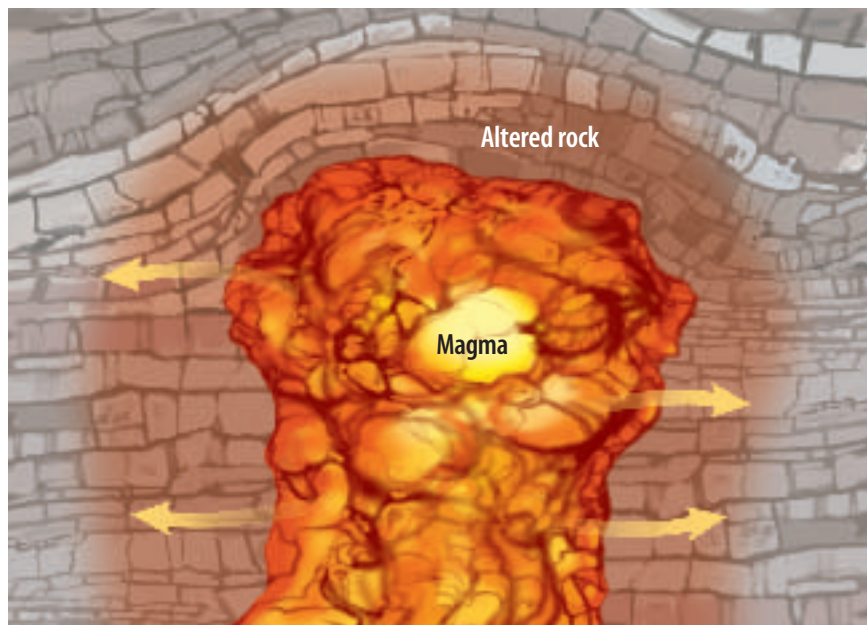



Figure 8 In the presence of hot, water-rich fluids, solid rock can change in mineral composition without having to melt.



Classifying Metamorphic Rocks

Metamorphic rocks form from igneous, sedimentary, or other metamorphic rocks. Heat, pressure, and hot fluids trigger the changes. Each resulting rock can be classified according to its composition and texture.

Foliated Rocks When mineral grains line up in parallel layers, the metamorphic rock is said to have a **foliated** texture. Two examples of foliated rocks are slate and gneiss. Slate forms from the sedimentary rock shale. The minerals in shale arrange into layers when they are exposed to heat and pressure. As **Figure 9** shows, slate separates easily along these foliation layers.

The minerals in slate are pressed together so tightly that water can't pass between them easily. Because it's watertight, slate is ideal for paving around pools and patios. The naturally flat nature of slate and the fact that it splits easily make it useful for roofing and tiling many surfaces.

Gneiss (NISE), another foliated rock, forms when granite and other rocks are changed. Foliation in gneiss shows up as alternating light and dark bands. Movement of atoms has separated the dark minerals, such as biotite mica, from the light minerals, which are mainly quartz and feldspar.

Figure 9 Slate often is used as a building or landscaping material. **Identify** the properties that make slate so useful for these purposes.



Reading Check

What type of metamorphic rock is composed of mineral grains arranged in parallel layers?



Figure 10 This exhibit in Vermont shows the beauty of carved marble.

Nonfoliated Rocks In some metamorphic rocks, layering does not occur. The mineral grains grow and rearrange, but they don't form layers. This process produces a **nonfoliated** texture.

Sandstone is a sedimentary rock that's often composed mostly of quartz grains. When sandstone is heated under a lot of pressure, the grains of quartz grow in size and become interlocking, like the pieces of a jigsaw puzzle. The resulting rock is called quartzite.

Marble is another nonfoliated metamorphic rock. Marble forms from the sedimentary rock limestone, which is composed of the mineral calcite. Usually, marble contains several other minerals besides calcite. For example, hornblende and serpentine give marble a black or greenish tone, whereas hematite makes it red. As **Figure 10** shows, marble is a popular material for artists to sculpt because it is not as hard as other rocks.

So far, you've investigated only a portion of the rock cycle. You still haven't observed how sedimentary rocks are formed and how igneous and metamorphic rocks evolve from them. The next section will complete your investigation of the rock cycle.

section 3 review

Summary

Formation of Metamorphic Rocks

- Changes in pressure, temperature, or the presence of fluids can cause metamorphic rocks to form.
- Rock, altered by metamorphic processes at high temperatures and pressures, changes in the solid state without melting.
- Hot fluids that move through and react with preexisting rock are composed mainly of water and carbon dioxide.
- One source of hot, watery fluids is magma bodies close to the changing rock.
- Any parent rock type—igneous, metamorphic, or sedimentary—can become a metamorphic rock.

Classifying Metamorphic Rocks

- Texture and mineral composition determine how a metamorphic rock is classified.
- Physical properties of metamorphic rocks, such as the watertight nature of slate, make them useful for many purposes.

Self Check

1. **Explain** what role fluids play in rock metamorphism.
2. **Describe** how metamorphic rocks are classified. What are the characteristics of rocks in each of these classifications?
3. **Identify** Give an example of a foliated and a nonfoliated metamorphic rock. Name one of their possible parent rocks.
4. **Think Critically** Marble is a common material used to make sculptures, but not just because it's a beautiful stone. What properties of marble make it useful for this purpose?

Applying Skills

5. **Concept Map** Put the following events in an events-chain concept map that explains how a metamorphic rock might form from an igneous rock. *Hint: Start with "Igneous Rock Forms."* Use each event just once.

Events: *sedimentary rock forms, weathering occurs, heat and pressure are applied, igneous rock forms, metamorphic rock forms, erosion occurs, sediments are formed, deposition occurs*

Sedimentary Rocks

Formation of Sedimentary Rocks

Igneous rocks are the most common rocks on Earth, but because most of them exist below the surface, you might not have seen too many of them. That's because 75 percent of the rocks exposed at the surface are sedimentary rocks.

Sediments are loose materials such as rock fragments, mineral grains, and bits of shell that have been moved by wind, water, ice, or gravity. If you look at the model of the rock cycle, you will see that sediments come from already-existing rocks that are weathered and eroded. **Sedimentary rock** forms when sediments are pressed and cemented together, or when minerals form from solutions.

Stacked Rocks Sedimentary rocks often form as layers. The older layers are on the bottom because they were deposited first. Sedimentary rock layers are a lot like the books and papers in your locker. Last week's homework is on the bottom, and today's notes will be deposited on top of the stack. However, if you disturb the stack, the order in which the books and papers are stacked will change, as shown in **Figure 11**. Sometimes, forces within Earth overturn layers of rock, and the oldest are no longer on the bottom.



Figure 11 Like sedimentary rock layers, the oldest paper is at the bottom of the stack. If the stack is disturbed, then it is no longer in order.



as you read

What You'll Learn

- **Explain** how sedimentary rocks form from sediments.
- **Classify** sedimentary rocks as detrital, chemical, or organic in origin.
- **Summarize** the rock cycle.

Why It's Important

Some sedimentary rocks, like coal, are important sources of energy.

Review Vocabulary

weathering: surface processes that work to break down rock mechanically or chemically

New Vocabulary

- sediment
- sedimentary rock
- compaction
- cementation



Mini LAB

Classifying Sediments

Procedure    

WARNING: Use care when handling sharp objects.

1. Collect different samples of sediment.
2. Spread them on a sheet of paper.
3. Use **Table 2** to determine the size range of gravel-sized sediment.
4. Use **tweezers or a dissecting probe** and a **magnifying lens** to separate the gravel-sized sediments.
5. Separate the gravel into piles—rounded or angular.

Analysis

1. Describe the grains in both piles.
2. Determine what rock could form from each type of sediment you have.

Figure 12 During compaction, pore space between sediments decreases, causing them to become packed together more tightly.



Classifying Sedimentary Rocks

Sedimentary rocks can be made of just about any material found in nature. Sediments come from weathered and eroded igneous, metamorphic, and sedimentary rocks. Sediments also come from the remains of some organisms. The composition of a sedimentary rock depends upon the composition of the sediments from which it formed.

Like igneous and metamorphic rocks, sedimentary rocks are classified by their composition and by the manner in which they formed. Sedimentary rocks usually are classified as detrital, chemical, or organic.

Detrital Sedimentary Rocks

The word *detrital* (dih TRI tul) comes from the Latin word *detritus*, which means “to wear away.” Detrital sedimentary rocks, such as those shown in **Table 2**, are made from the broken fragments of other rocks. These loose sediments are compacted and cemented together to form solid rock.

Weathering and Erosion When rock is exposed to air, water, or ice, it is unstable and breaks down chemically and mechanically. This process, which breaks rocks into smaller pieces, is called weathering. **Table 2** shows how these pieces are classified by size. The movement of weathered material is called erosion.

Compaction Erosion moves sediments to a new location, where they then are deposited. Here, layer upon layer of sediment builds up. Pressure from the upper layers pushes down on the lower layers. If the sediments are small, they can stick together and form solid rock. This process, shown in **Figure 12**, is called **compaction**.

 **Reading Check** How do rocks form through compaction?








Figure 13 Sediments are cemented together as minerals crystallize between grains.

Cementation If sediments are large, like sand and pebbles, pressure alone can't make them stick together. Large sediments have to be cemented together. As water moves through soil and rock, it picks up materials released from minerals during weathering. The resulting solution of water and dissolved materials moves through open spaces between sediments. **Cementation**, which is shown in **Figure 13**, occurs when minerals such as quartz, calcite, and hematite are deposited between the pieces of sediment. These minerals, acting as natural cements, hold the sediment together like glue, making a detrital sedimentary rock.

Shape and Size of Sediments Detrital rocks have granular textures, much like granulated sugar. They are named according to the shapes and sizes of the sediments that form them. For example, conglomerate and breccia both form from large sediments, as shown in **Table 2**. If the sediments are rounded, the rock is called conglomerate. If the sediments have sharp angles, the rock is called breccia. The roundness of sediment particles depends on how far they have been moved by wind or water.

Table 2 Sediment Sizes and Detrital Rocks

Sediment	Clay	Silt	Sand	Gravel
Size Range	<0.004 mm	0.004–0.063 mm	0.063–2 mm	>2 mm
Example	Shale	Siltstone	Sandstone	Conglomerate (shown) or Breccia
				



Conglomerate



Figure 14 Although concrete strongly resembles conglomerate, concrete is not a rock because it does not occur in nature.

Materials Found in Sedimentary Rocks The gravel-sized sediments in conglomerate and breccia can consist of any type of rock or mineral. Often, they are composed of chunks of the minerals quartz and feldspar. They also can be pieces of rocks such as gneiss, granite, or limestone. The cement that holds the sediments together usually is made of quartz or calcite.


Have you ever looked at the concrete in sidewalks, driveways, and stepping stones? The concrete in **Figure 14** is made of gravel and sand grains that have been cemented together. Although the structure is similar to that of naturally occurring conglomerate, it cannot be considered a rock.

Sandstone is formed from smaller particles than conglomerates and breccias. Its sand-sized sediments can be just about any mineral, but they are usually grains of minerals such as quartz and feldspar that are resistant to weathering. Siltstone is similar to sandstone except it is made of smaller, silt-sized particles. Shale is a detrital sedimentary rock that is made mainly of clay-sized particles. Clay-sized sediments are compacted together by pressure from overlying layers.

Chemical Sedimentary Rocks

Chemical sedimentary rocks form when dissolved minerals come out of solution. You can show that salt is deposited in the bottom of a glass or pan when saltwater solution evaporates. In a similar way, minerals collect when seas or lakes evaporate. The deposits of minerals that come out of solution form sediments and rocks. For example, the sediment making up New Mexico's White Sands desert consists of pieces of a chemical sedimentary rock called rock gypsum. Chemical sedimentary rocks are different. They are not made from pieces of preexisting rocks.

 **Reading Check** *How do chemical sedimentary rocks form?*

 **INTEGRATE**
Career

Sedimentary Petrology
Research the work done by sedimentary petrologists. Include examples of careers in academia and in industry.



Limestone Calcium carbonate is carried in solution in ocean water. When calcium carbonate (CaCO_3) comes out of solution as calcite and its many crystals grow together, limestone forms. Limestone also can contain other minerals and sediments, but it must be at least 50 percent calcite. Limestone usually is deposited on the bottom of lakes or shallow seas. Large areas of the central United States have limestone bedrock because seas covered much of the country for millions of years. It is hard to imagine Kansas being covered by ocean water, but it has happened several times throughout geological history.

Rock Salt When water that is rich in dissolved salt evaporates, it often deposits the mineral halite. Halite forms rock salt, shown in **Figure 15**. Rock salt deposits can range in thickness from a few meters to more than 400 m. Companies mine these deposits because rock salt is an important resource. It's used in the manufacturing of glass, paper, soap, and dairy products. The halite in rock salt is processed and used as table salt.

Organic Sedimentary Rocks

Rocks made of the remains of once-living things are called organic sedimentary rocks. One of the most common organic sedimentary rocks is fossil-rich limestone. Like chemical limestone, fossil-rich limestone is made of the mineral calcite. However, fossil-rich limestone mostly contains remains of once-living ocean organisms instead of only calcite that formed directly from ocean water.

Animals such as mussels, clams, corals, and snails make their shells from CaCO_3 that eventually becomes calcite. When they die, their shells accumulate on the ocean floor. When these shells are cemented together, fossil-rich limestone forms. If a rock is made completely of shell fragments that you can see, the rock is called coquina (koh KEE nuh).

Chalk Chalk is another organic sedimentary rock that is made of microscopic shells. When you write with naturally occurring chalk, you're crushing and smearing the calcite-shell remains of once-living ocean organisms.



Figure 15 Rock salt is extracted from this mine in Germany. The same salt can be processed and used to season your favorite foods.



Coal Another useful organic sedimentary rock is coal, shown in **Figure 16**. Coal forms when pieces of dead plants are buried under other sediments in swamps. These plant materials are chemically changed by microorganisms. The resulting sediments are compacted over millions of years to form coal, an important source of energy. Much of the coal in North America and Europe formed during a period of geologic time that is so named because of this important reason. The Carboniferous Period, which spans from approximately 360 to 286 million years ago, was named in Europe. So much coal formed during this interval of time that coal's composition—primarily carbon—was the basis for naming a geologic period.

Applying Math Calculate Thickness

COAL FORMATION It took 300 million years for a layer of plant matter about 0.9 m thick to produce a bed of bituminous coal 0.3 m thick. Estimate the thickness of plant matter that produced a bed of coal 0.15 m thick.

Solution

- 1 *This is what you know:*
 - original thickness of plant matter = 0.9 m
 - original coal thickness = 0.3 m
 - new coal thickness = 0.15 m
- 2 *This is what you need to know:* thickness of plant matter needed to form 0.15 m of coal
- 3 *This is the equation you need to use:* $(\text{thickness of plant matter}) / (\text{new coal thickness}) = (\text{original thickness of plant matter}) / (\text{original coal thickness})$
- 4 *Substitute the known values:* $(? \text{ m plant matter}) / (0.15 \text{ m coal}) = (0.9 \text{ m plant matter}) / (0.3 \text{ m coal})$
- 5 *Solve the equation:* $(? \text{ m plant matter}) = (0.9 \text{ m plant matter}) (0.15 \text{ m coal}) / (0.3 \text{ m coal}) = 0.45 \text{ m plant matter}$
- 6 *Check your answer:* Multiply your answer by the original coal thickness. Divide by the original plant matter thickness to get the new coal thickness.

Practice Problems

1. Estimate the thickness of plant matter that produced a bed of coal 0.6 m thick.
2. About how much coal would have been produced from a layer of plant matter 0.50 m thick?

Science  online

For more practice, visit
[earth.msscience.com/
math_practice](http://earth.msscience.com/math_practice)



Figure 16 This coal layer in Alaska is easily identified by its jet-black color, as compared with other sedimentary layers.

Another Look at the Rock Cycle

You have seen that the rock cycle has no beginning and no end. Rocks change continually from one form to another. Sediments can become so deeply buried that they eventually become metamorphic or igneous rocks. These reformed rocks later can be uplifted and exposed to the surface—possibly as mountains to be worn away again by erosion.

All of the rocks that you’ve learned about in this chapter formed through some process within the rock cycle. All of the rocks around you, including those used to build houses and monuments, are part of the rock cycle. Slowly, they are all changing, because the rock cycle is a continuous, dynamic process.

section 4 review

Summary

Formation of Sedimentary Rocks

- Sedimentary rocks form as layers, with older layers near the bottom of an undisturbed stack.

Classifying Sedimentary Rocks

- To classify a sedimentary rock, determine its composition and texture.

Detrital Sedimentary Rocks

- Rock and mineral fragments make up detrital rocks.

Chemical Sedimentary Rocks

- Chemical sedimentary rocks form from solutions of dissolved minerals.

Organic Sedimentary Rocks

- The remains of once-living organisms make up organic sedimentary rocks.

Self Check

1. **Identify** where sediments come from.
2. **Explain** how compaction is important in the formation of coal.
3. **Compare and contrast** detrital and chemical sedimentary rock.
4. **List** chemical sedimentary rocks that are essential to your health or that are used to make life more convenient. How is each used?
5. **Think Critically** Explain how pieces of granite and slate could both be found in the same conglomerate. How would the granite and slate pieces be held together?

Applying Math

6. **Calculate Ratios** Use information in **Table 2** to estimate how many times larger the largest grains of silt and sand are compared to the largest clay grains.

Sedimentary Rocks

Goals

- **Observe** sedimentary rock characteristics.
- **Compare and contrast** sedimentary rock textures.
- **Classify** sedimentary rocks as detrital, chemical, or organic.

Materials

unknown sedimentary rock samples
 marking pen
 5% hydrochloric acid (HCl) solution
 dropper
 paper towels
 water
 magnifying lens
 metric ruler

Safety Precautions



WARNING: HCl is an acid and can cause burns. Wear goggles and a lab apron. Rinse spills with water and wash hands afterward.

Sedimentary rocks are formed by compaction and cementation of sediment. Because sediment is found in all shapes and sizes, do you think these characteristics could be used to classify detrital sedimentary rocks? Sedimentary rocks also can be classified as chemical or organic.

Real-World Question

How are rock characteristics used to classify sedimentary rocks as detrital, chemical, or organic?

Procedure

1. Make a Sedimentary Rock Samples chart in your Science Journal similar to the one shown on the next page.
2. **Determine** the sizes of sediments in each sample, using a magnifying lens and a metric ruler. Using **Table 2**, classify any grains of sediment in the rocks as gravel, sand, silt, or clay. In general, the sediment is silt if it is gritty and just barely visible, and clay if it is smooth and if individual grains are not visible.
3. Place a few drops of 5% HCl solution on each rock sample. Bubbling on a rock indicates the presence of calcite.
4. **Examine** each sample for fossils and describe any that are present.
5. **Determine** whether each sample has a granular or nongranular texture.



Using Scientific Methods

Sedimentary Rock Samples					
Sample	Observations	Minerals or Fossils Present	Sediment Size	Detrital, Chemical, or Organic	Rock Name
A					
B		Do not write in this book.			
C					
D					
E					

Analyze Your Data

1. **Classify** your samples as detrital, chemical, or organic.
2. **Identify** each rock sample.

Conclude and Apply

1. **Explain** why you tested the rocks with acid. What minerals react with acid?
2. **Compare and contrast** sedimentary rocks that have a granular texture with sedimentary rocks that have a nongranular texture.

Communicating Your Data

Compare your conclusions with those of other students in your class. For more help, refer to the **Science Skill Handbook**.



Australia's controversial rock star

One of the most famous rocks in the world is causing serious problems for Australians

Uluru (yew LEW rew), also known as Ayers Rock, is one of the most popular tourist destinations in Australia. This sandstone skyscraper is more than 8 km around, over 300 m high, and extends as much as 4.8 km below the surface. One writer describes it as an iceberg in the desert. Geologists hypothesize that the mighty Uluru rock began forming 550 million years ago during Precambrian time. That's when large mountain ranges started to form in Central Australia.

For more than 25,000 years, this geological wonder has played an important role in the lives of the Aboriginal peoples, the Anangu (a NA noo). These native Australians are the original owners of the rock and have spiritual explanations for its many caves, holes, and scars.

Tourists Take Over

In the 1980s, some 100,000 tourists visited—and many climbed—Uluru. In 2000, the rock attracted about 400,000 tourists. The Anangu take offense at anyone climbing their sacred rock. However, if climbing the rock were outlawed, tourism would be seriously hurt. That would mean less income for Australians.

To respect the Anangu's wishes, the Australian government returned Ayers Rock to the Anangu



Athlete Nova Benis-Kneebone had the honor of receiving the Olympic torch near the sacred Uluru and carried it partway to the Olympic stadium.

in 1985 and agreed to call it by its traditional name. The Anangu leased back the rock to the Australian government until the year 2084, when its management will return to the Anangu. Until then, the Anangu will collect 25 percent of the money people pay to visit the rock.

The Aboriginal people encourage tourists to respect their beliefs. They offer a walking tour around the rock, and they show videos about Aboriginal traditions. The Anangu sell T-shirts that say “I *didn't* climb Uluru.” They hope visitors to Uluru will wear the T-shirt with pride and respect.

Write Research a natural landmark or large natural land or water formation in your area. What is the geology behind it? When was it formed? How was it formed? Write a folktale that explains its formation. Share your folktale with the class.

Science **nline**

For more information, visit
earth.msscience.com/time

Reviewing Main Ideas

Section 1 The Rock Cycle

1. A rock is a mixture of one or more minerals, rock fragments, organic matter, or volcanic glass.
2. The rock cycle includes all processes by which rocks form.

Section 2 Igneous Rocks

1. Magma and lava are molten materials that harden to form igneous rocks.
2. Intrusive igneous rocks form when magma cools slowly below Earth's surface. Extrusive igneous rocks form when lava cools rapidly at the surface.
3. The compositions of most igneous rocks range from granitic to andesitic to basaltic.

Section 3 Metamorphic Rocks

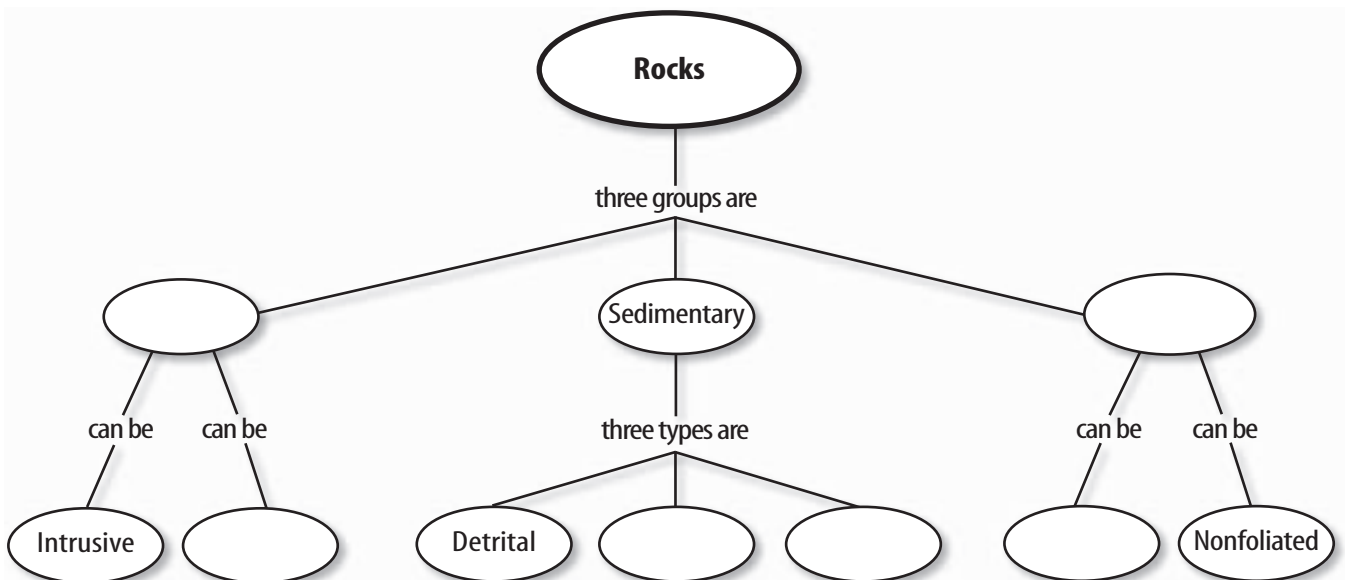
1. Heat, pressure, and fluids can cause metamorphic rocks to form.
2. Slate and gneiss are examples of foliated metamorphic rocks. Quartzite and marble are examples of nonfoliated metamorphic rocks.

Section 4 Sedimentary Rocks

1. Detrital sedimentary rocks form when fragments of rocks and minerals are compacted and cemented together.
2. Chemical sedimentary rocks come out of solution or are left behind by evaporation.
3. Organic sedimentary rocks contain the remains of once-living organisms.

Visualizing Main Ideas

Copy and complete the following concept map on rocks. Use the following terms: organic, metamorphic, foliated, extrusive, igneous, and chemical.



Using Vocabulary


basaltic p. 97	lava p. 94
cementation p. 105	metamorphic rock p. 99
compaction p. 104	nonfoliated p. 102
extrusive p. 95	rock p. 90
foliated p. 101	rock cycle p. 91
granitic p. 97	sediment p. 103
igneous rock p. 94	sedimentary rock p. 103
intrusive p. 95	

Explain the difference between the vocabulary words in each of the following sets.

- foliated—nonfoliated
- cementation—compaction
- sediment—lava
- extrusive—intrusive
- rock—rock cycle
- metamorphic rock—igneous rock—sedimentary rock
- sediment—sedimentary rock
- lava—igneous rock
- rock—sediment
- basaltic—granitic

Checking Concepts

Choose the word or phrase that best answers the question.

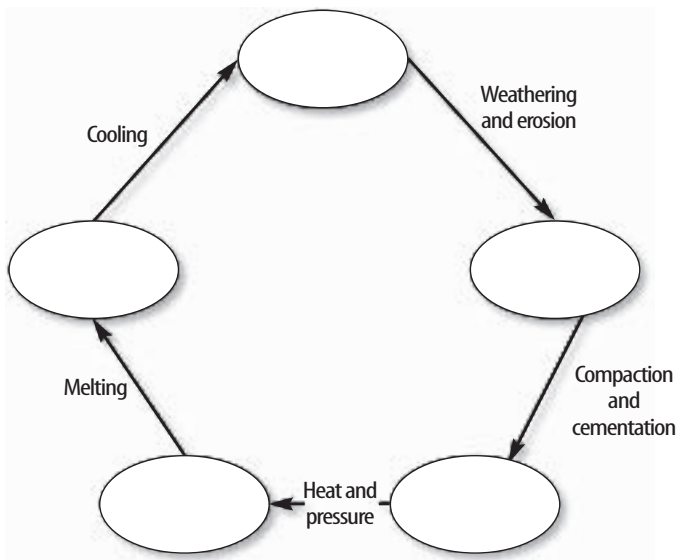
- Why does magma tend to rise toward Earth's surface?
 - It is more dense than surrounding rocks.
 - It is more massive than surrounding rocks.
 - It is cooler than surrounding rocks.
 - It is less dense than surrounding rocks.
- During metamorphism of granite into gneiss, what happens to minerals?
 - They partly melt.
 - They become new sediments.
 - They grow smaller.
 - They align into layers.
- Which rock has large mineral grains?
 - granite
 - basalt
 - obsidian
 - pumice
- Which type of rock is shown in this photo?
 
 - foliated
 - nonfoliated
 - intrusive
 - extrusive
- What do igneous rocks form from?
 - sediments
 - mud
 - gravel
 - magma
- What sedimentary rock is made of large, angular pieces of sediments?
 - conglomerate
 - breccia
 - limestone
 - chalk
- Which of the following is an example of a detrital sedimentary rock?
 - limestone
 - evaporite
 - breccia
 - chalk
- What is molten material at Earth's surface called?
 - limestone
 - lava
 - breccia
 - granite
- Which of these is an organic sedimentary rock?
 - coquina
 - sandstone
 - rock salt
 - conglomerate

Thinking Critically

- 20. **Infer** Granite, pumice, and scoria are igneous rocks. Why doesn't granite have airholes like the other two?
- 21. **Infer** why marble rarely contains fossils.
- 22. **Predict** Would you expect quartzite or sandstone to break more easily? Explain your answer.
- 23. **Compare and contrast** basaltic and granitic magmas.
- 24. **Form Hypotheses** A geologist was studying rocks in a mountain range. She found a layer of sedimentary rock that had formed in the ocean. Hypothesize how this could happen.



- 25. **Concept Map** Copy and complete the concept map shown below. Use the following terms and phrases: *magma*, *sediments*, *igneous rock*, *sedimentary rock*, *metamorphic rock*. Add and label any missing arrows.



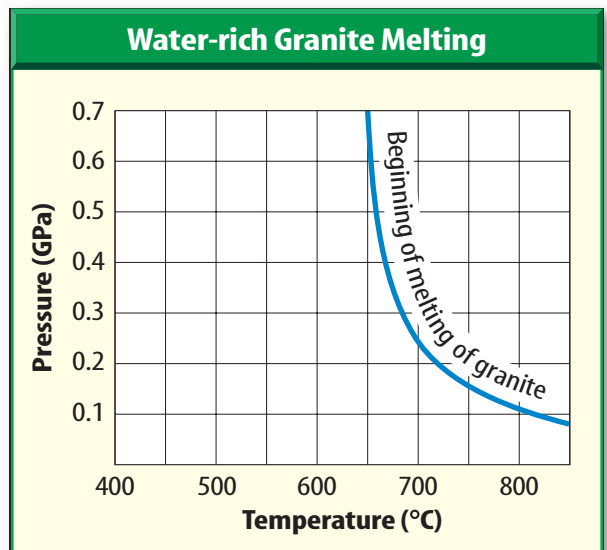
Performance Activities

- 26. **Poster** Collect a group of rocks. Make a poster that shows the classifications of rocks, and glue your rocks to the poster under the proper headings. Describe your rocks and explain where you found them.

Applying Math

- 27. **Grain Size** Assume that the conglomerate shown on the second page of the "Sedimentary Rocks" lab is one-half of its actual size. Determine the average length of the gravel in the rock.
- 28. **Plant Matter** Suppose that a 4-m layer of plant matter was compacted to form a coal layer 1 m thick. By what percent has the thickness of organic material been reduced?

Use the graph below to answer questions 29 and 30.




- 29. **Melting Granite** Determine the melting temperature of a water-rich granite at a pressure of 0.2 GPa.
Pressure conversions:
1 GPa, or gigapascal, = 10,000 bars
1 bar = 0.9869 atmospheres
- 30. **Melting Pressure** At about what pressure will a water-rich granite melt at 680°C?

Part 1 Multiple Choice

Record your answers on the answer sheet provided by your teacher or on a sheet of paper.

Use the illustration below to answer question 1.



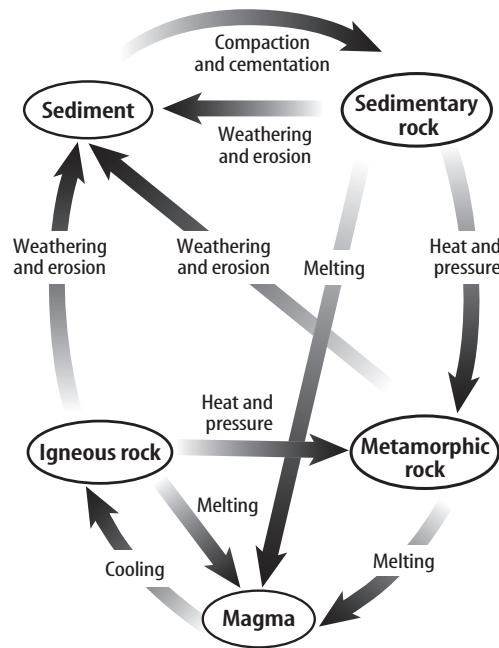
- These layers of sedimentary rock were not disturbed after they were deposited. Which layer was deposited first?
 A. layer L C. layer M
 B. layer Z D. layer A
- Who realized that rocks undergo changes through long periods of time after observing rocks at Siccar Point, Scotland?
 A. James Hutton C. Galileo Galilei
 B. Neil Armstrong D. Albert Einstein
- During which process do minerals precipitate in the spaces between sediment grains?
 A. compaction C. cementation
 B. weathering D. conglomerate
- Which rock often is sculpted to create statues?
 A. shale C. coquina
 B. marble D. conglomerate

Test-Taking Tip

Careful Reading Read each question carefully for full understanding.

- Which of the following rocks is a metamorphic rock?
 A. shale C. slate
 B. granite D. pumice
- Which rock consists mostly of pieces of seashell?
 A. sandstone C. pumice
 B. coquina D. granite

Use the diagram below to answer questions 7–9.



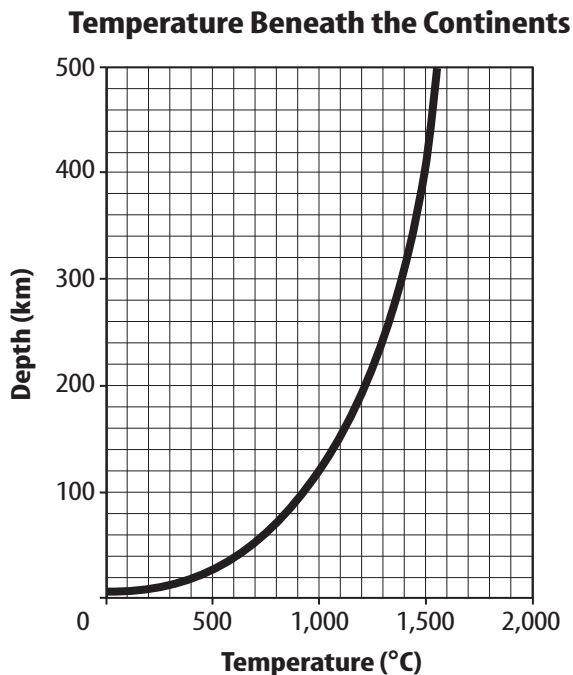
- Which process in the rock cycle causes magma to form?
 A. melting C. weathering
 B. erosion D. cooling
- What forms when rocks are weathered and eroded?
 A. igneous rock C. sedimentary rock
 B. sediment D. metamorphic rock
- Which type of rock forms because of high heat and pressure without melting?
 A. igneous rock C. sedimentary rock
 B. intrusive rock D. metamorphic rock

Part 2 Short Response/Grid In

Record your answers on the answer sheet provided by your teacher or on a sheet of paper.

10. What is a rock? How is a rock different from a mineral?
11. Explain why some igneous rocks are coarse and others are fine.
12. What is foliation? How does it form?
13. How do chemical sedimentary rocks, such as rock salt, form?
14. Why do some rocks contain fossils?
15. How is the formation of chemical sedimentary rocks similar to the formation of cement in detrital sedimentary rocks?

Use the graph below to answer questions 16–17.



16. According to the graph, about how deep below a continent does the temperature reach 1,000°C?
17. In general, what happens to temperature as depth below Earth's surface increases?

Part 3 Open Ended

Record your answers on a sheet of paper.

Use the table below to answer questions 18 and 19.

Magma Type	Basaltic	Andesitic	Granitic
Intrusive	Do not write in this book.		
Extrusive			

18. Copy the table on your paper. Then, fill in the empty squares with a correct rock name.
19. Explain how igneous rocks are classified.
20. Explain how loose sediment can become sedimentary rock.
21. Why does pressure increase with depth in Earth? How does higher pressure affect rocks?
22. Why is slate sometimes used as shingles for roofs? What other rocks are used for important purposes in society?
23. How are organic sedimentary rocks different from other rocks? List an example of an organic sedimentary rock.
24. Why is the rock cycle called a cycle?
25. A geologist found a sequence of rocks in which 200-million-year-old shales were on top of 100-million-year-old sandstones. Hypothesize how this could happen.
26. Explain why coquina could be classified in more than one way.